

5

Levingston 320E Series 57.00m x 44.00m x 6.86m Self-Elevating Liftboat



General Specifications

Year Built	: 2012	Hull Length Overall	: 57.00 m
Construction Yard	: Saigon Shipyard	Length (incl. Helideck)	: 79.76 m
Flag State	: Singapore	Breadth Moulded	: 44.00 m
Port of Registry	: Singapore	Depth Moulded	: 6.86 m
IMO Number	: 9609782	Design Loaded Draft	: 3.36 m
Class	: ABS	Leg Length	: 97.54 m
Gross Tonnage	: 5097	Usable Length Below Hull	: 82.60 m
Net Tonnage	: 1528	Maximum Water Depth	: 65.00 m
Clear Deck Space	: 1,000 m²	Leg Diameter	: 3.05 m
Deck Loading	: 5 MT/m²	Leg Type	: Tubular

Detailed Specifications

MACHINERY AND PROPULSION

Main Generators	4x Caterpillar Model CAT 3512C 1285kW@1800rpm
Auxiliary Generators	1x Caterpillar Model CAT C18 465kW@1800rpm
Emergency Generators	1x Caterpillar Model CAT C4.4 98kW@1800rpm
Aft Thrusters	3x Azimuthing 1500 HP
Fwd Thrusters	1x Bow Tunnel 600 HP
Service Speed	6.0 knots

JACKING SYSTEMS

Type	Rack and Pinion
Number of Pinions	54 (18 per leg)
Power System	EBI GB82 Electric Hydraulic
Jacking Speed	1.22 m/min

ACCOMMODATION FACILITIES

Personnel Capacity	160 men (incl. crew)
Room Allotment	4 x 1 men cabins 14 x 2 men cabins 32 x 4 men cabins

CRANES

Port Crane	226 MT @ 7.4m 35.4 MT @ 39.4 m Aux 18 MT @ 39.4 m
Stbd Crane	226 MT @ 7.4m 35.4 MT @ 39.4 m Aux 18 MT @ 39.4 m
Man Riding	2.72 MT @ 39.4 m

DECK AND TANK CAPACITIES

Variable Deck Load	1019 MT
Potable Water	551 MT
Fuel Oil	462 MT
Ballast/Preload	1959 MT

AUXILIARY SYSTEMS

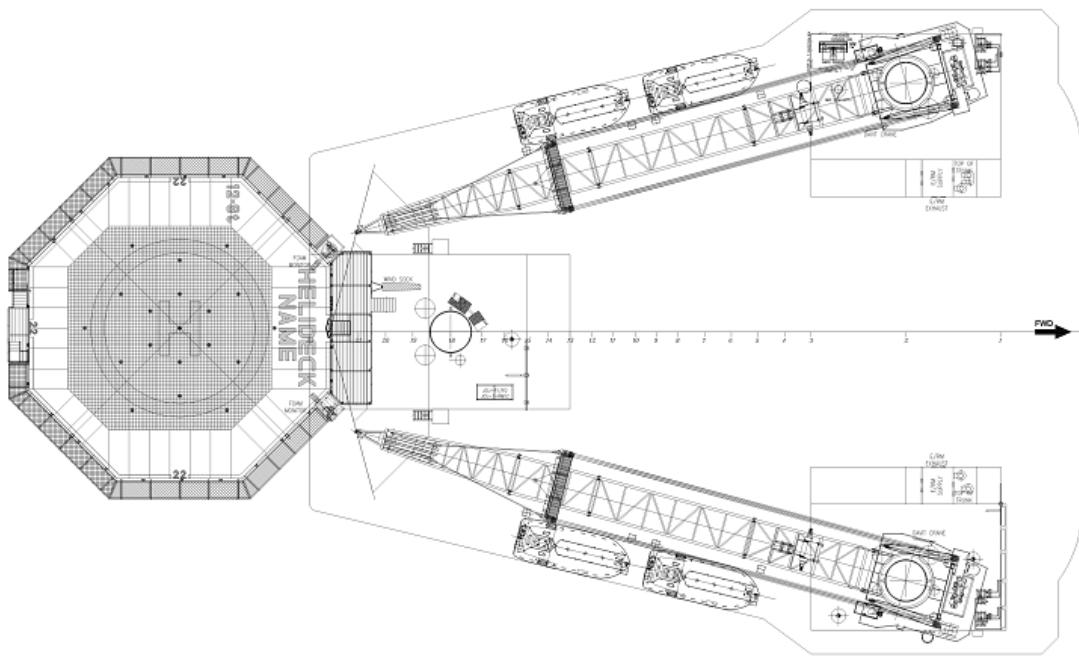
Water Makers	2x 20 MT/day
Submersible Pump	1x 273 m ³ /hr
Air Compressors	2x 39.9 m ³ /hr 1x 204 m ³ /hr

HELIDECK FACILITIES

Compliance	UK CAP 437 5 th Edition
Helicopter Equiv.	Sikorsky S61 & S92

Disclaimer

This vessel specification sheet is given in good faith and details may change due to modifications. The owners reserve the right to amend these specifications without notification.



PLAN AT TOP DECK
REV. 4417.AB

GENERAL NOTES

1. ALL DIMENSIONS ARE GIVEN IN MILLIMETER UNLESS OTHERWISE SPECIFIED.

THIS IS A RE-DESIGNED DRAWING BASED ON ORIGINAL DWG NO. 00016-DWG-G-004

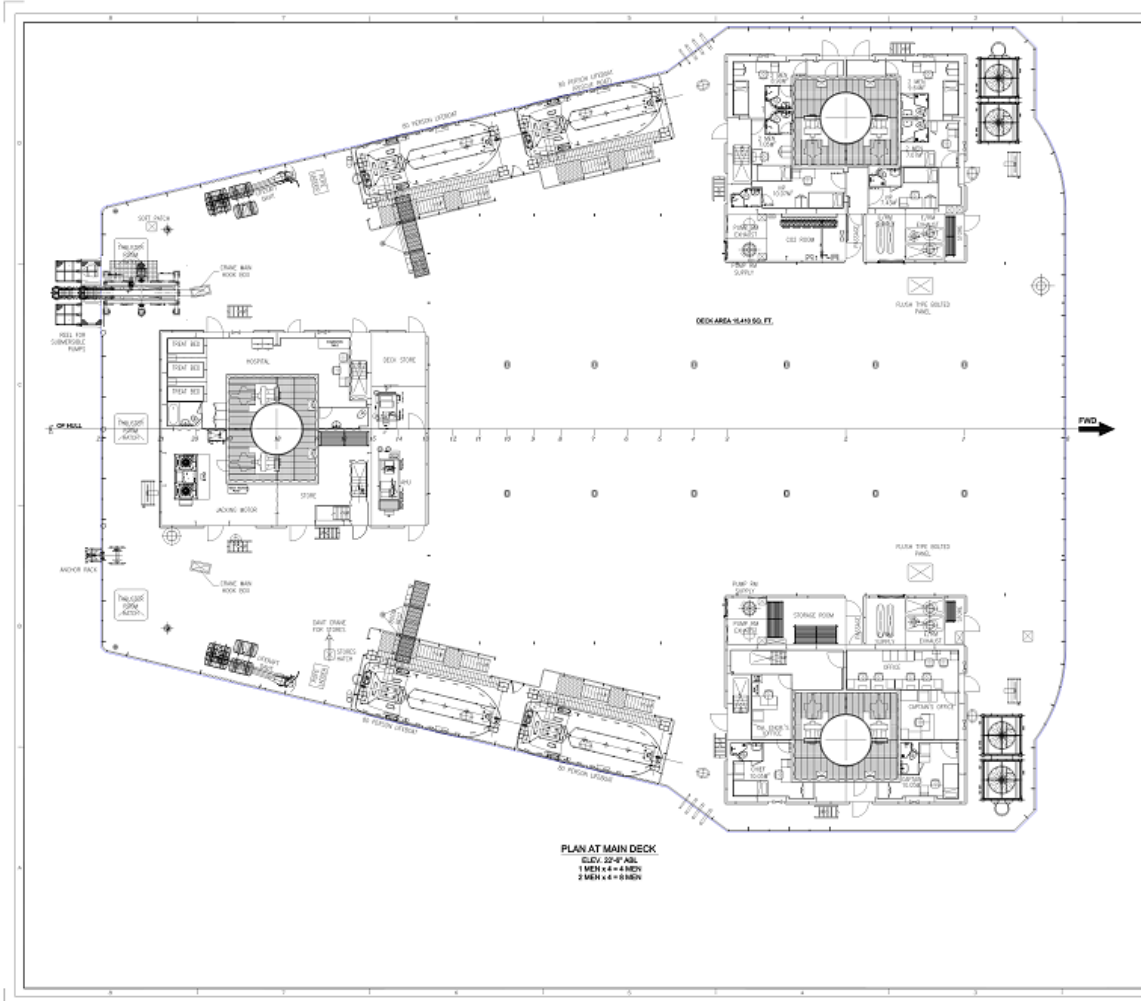
TRIYARDS SANGON SHIPYARD LTD. VIET NAM
AS BUILT DRAWINGS

Client: THE LEVINGSTON Corp. **Levingston**

GL Noble Denton **GL**

320E LIFT BOAT (HULL No. 1009)
GENERAL ARRANGEMENT
TOP DECK

Sheet No.	Scale	Block	Page
00016-DWG-G-004-006	6 or 6	1:125	A1



GENERAL NOTES

1. ALL DIMENSIONS ARE GIVEN IN MILLIMETER UNLESS OTHERWISE SPECIFIED.

THIS IS A RE-DESIGN DRAWING BASED ON ORIGINAL DWG NO. 00076-DWG-G-001

TRIVYARDS SANGON SHIPYARD LTD. VIET NAM

AS BUILT DRAWINGS

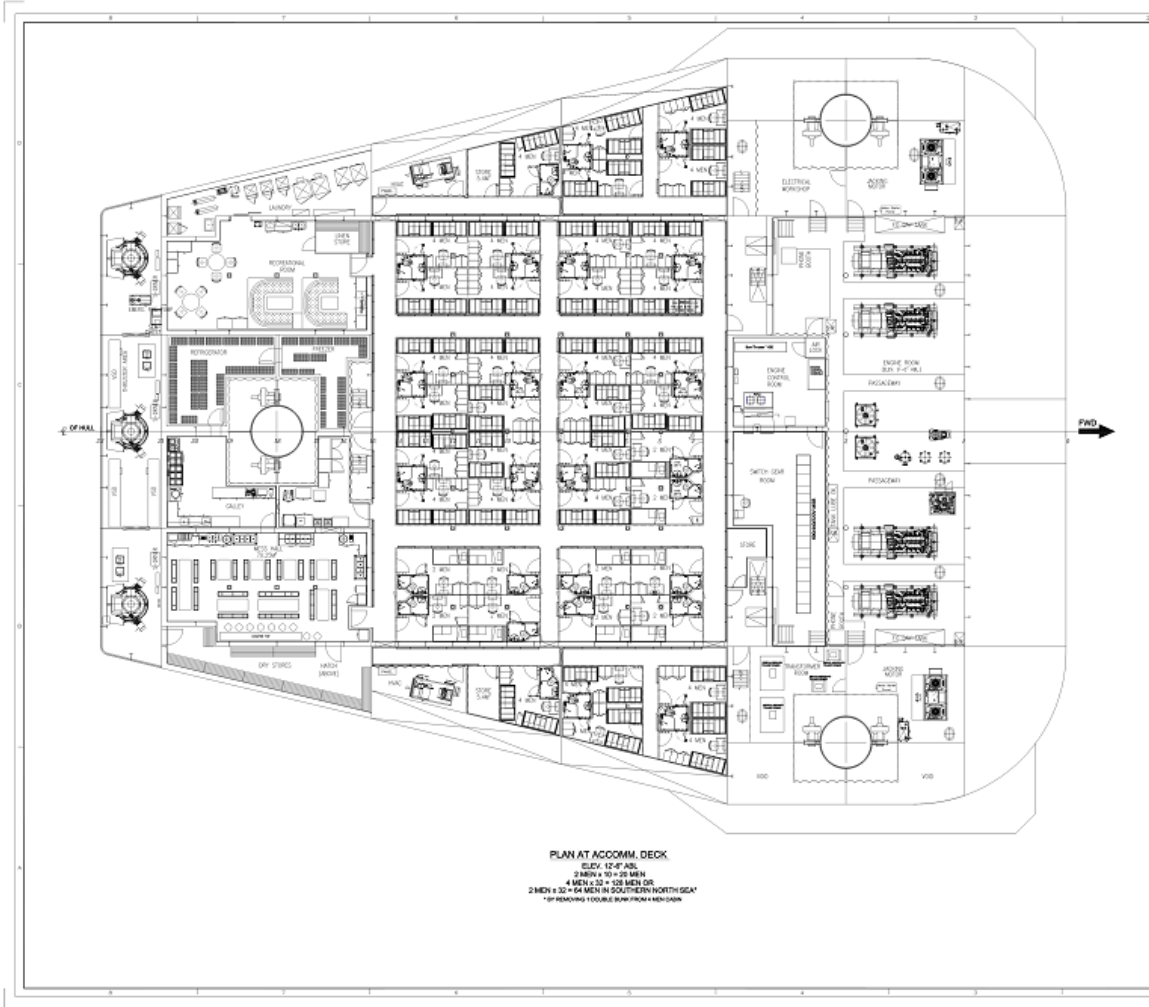
NOV 2024

Client: **THE LEVINGSTON Corp.**

GL Noble Denton

320E LIFT BOAT (HULL No. 1009)
GENERAL ARRANGEMENT
MAIN DECK

Sheet No. 00076-DWG-G-001-001 of 6 Scale: 1:100 Date: A1



PLAN AT ACCOMM. DECK
 ELEV. 12'-0" AHD
 2 MEN x 12 = 24 MEN
 4 MEN x 32 = 128 MEN OR
 2 MEN x 32 = 64 MEN IN SOUTHERN NORTH SEA*
 *IF REMOVING 100 LBS. BATH FROM 1 MEN CABIN

GENERAL NOTES

1. ALL DIMENSIONS ARE SHOWN IN MILLIMETER UNLESS OTHERWISE NOTED

THIS IS A RE-DESIGN DRAWING BASED ON ORIGINAL DWG NO. 00076-DWG-G-008

TRIYARDS SANGON SHIPYARD LTD. VIET NAM
 AS BUILT DRAWINGS

Client: THE LEVINGSTON Corp. **Levingston**

GL Noble Denton **GL**

320E LIFT BOAT (HULL No. 1009)
 GENERAL ARRANGEMENT
 ACCOMMODATION DECK

Drawing No: 00076-DWG-G-008-03 Revision: 3 of 6 Scale: 1:100 Sheet: A1 Date: 12/20/2017

GENERAL NOTES

- 1. ALL DIMENSIONS ARE SHOWN IN MILLIMETER UNITS
- 2. CRANE COCKPIT & BOW REEF LOCATION MUST CRANE DEPENDENT ON VESSEL SIZE

THIS AS BUILT DRAWING BASE ON ORIGINAL DWG NO: OOD016-DWG-04

TRİYARDS SANKON SHIPYARD LTD. VIETNAM
AS BUILT DRAWINGS

REV: 01
REVISION: QUAY 01/02/2018/2019/2020/2021/2022/2023/2024

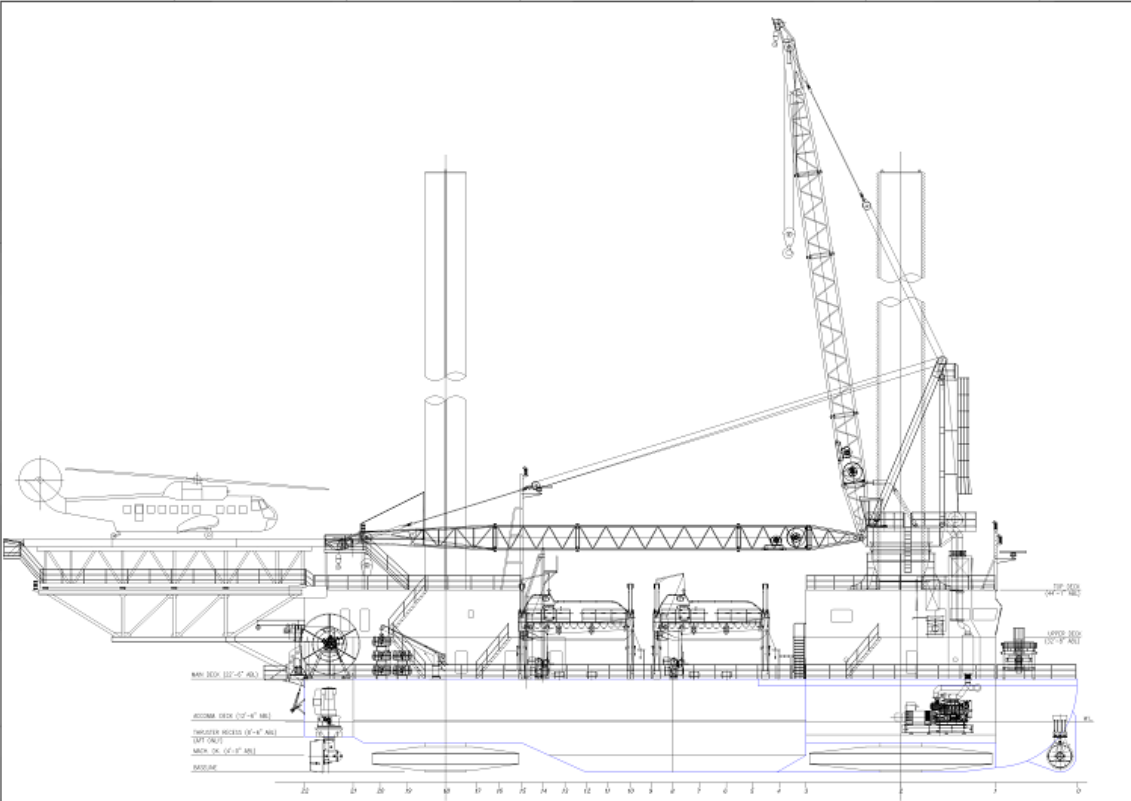
Client: **THE LEVINGSTON Corp.** **Levingston**

GL Noble Denton **GL**

320E LIFT BOAT (HULL No. 1009)
GENERAL ARRANGEMENT
OUTBOARD PROFILE

Drawing No.	Revision	Scale	Sheet	Total
OOD016-DWG-04	1 of 1	1:125	A1	1

DATE: 11/2024



OUTBOARD ELEVATION